

# i5 DYNAMIC INSTRUMENT MICROPHONE

## OVERVIEW:

Designed, assembled and tested by Audix in the USA, the i5 is a dynamic instrument microphone used for stage, studio and broadcast applications. The i5 is able to handle sound pressure levels in excess of 140 dB without distortion and can be used to mic a wide variety of musical instruments, guitar and bass cabinets, vocals and speech.

The i5 is characterized with a cardioid pickup pattern for isolation and feedback control and is equipped with a VLM™ (Very Low Mass) diaphragm for natural, accurate sound reproduction.

The i5 is sturdy, compact and easy to position. With a wide frequency response of 50 Hz - 16 kHz, the i5 provides clear, accurate, natural sound reproduction without having to rely on EQ. The i5 includes a precision cast zinc alloy body, steel grill, black E-coat finish, laser etched model and serial number, Switchcraft® or Audix XLR connector and is supplied with a heavy duty nylon mic clip.

## SUPPLIED ACCESSORIES:

Heavy duty nylon mic clip (MC1)  
Carrying pouch (P1)

## OPTIONAL ACCESSORIES:

DFLEX - All purpose percussion clamp  
DVICE - Spring loaded rim mount clamp  
DCLAMP - Tension rod mic clamp  
WS-i5 - External foam windscreen  
CBL-20 - 20' XLR-XLR Low noise microphone cable  
CBL-DR25 - 25' right angle XLR-XLR low noise microphone cable  
CABGRABBER - Tension held mic holder, clamps  
to guitar combo cabinets  
CABGRABBER-XL - Tension held mic holder, clamps  
to oversized guitar & bass cabinets and leslie bottoms



## FEATURES:


Clear and accurate sound reproduction  
Handles high SPL without distortion  
Provides exceptional gain before feedback  
Provides excellent isolation on stage  
Precision cast zinc alloy body and grill  
5 year warranty

## APPLICATIONS:

Live stage, studio  
Snare, toms, percussion  
Guitar cabinets, electric instruments  
Bass cabinets  
Brass, flute, woodwinds  
Acoustic instruments  
Vocals, speech



DCLAMP




DFLEX



i5 on VOCALS



CAB GRABBER



i5 on SAX

SPECIFICATIONS:

Transducer Type	Dynamic
Frequency Response	50 Hz - 16 kHz
Polar Pattern	Cardioid
Output Impedance	150 ohms
Sensitivity	1.5 mV / Pa @ 1k
Capsule Technology	VLM Type B
Off Axis Rejection	> 23 dB
Maximum SPL	≥ 140 dB
Power Requirements	None
Connector	Switchcraft® or Audix male XLR connector
Polarity	Positive voltage on pin 2 relative to pin 3 of output XLR connector
Housing / Finish	Die cast Zinc Alloy / Black E-coat
Weight	183 g / 6.5 ounces
Length	141.5 mm / 5.6 inches

ARCHITECTS AND ENGINEERS SPECIFICATIONS:

The microphone shall be of the dynamic type operating on the moving coil principle and the polar pattern of the microphone shall be cardioid. The capsule shall be VLM Type B. The nominal output impedance shall be equal to 150 ohms at 1 kHz. The microphone shall have a sensitivity of 1.5 mV / Pa at 1 kHz and a sound pressure level ≥140 dB. The microphone body and grill shall be of die cast zinc alloy. The overall dimensions shall be 23 mm in diameter at the base, 37.5 mm at the top, and 141.5 mm in length. The microphone shall be the Audix i5.

OPERATION:

The i5 is a low impedance microphone and should be plugged into a "mic level" input on your console, mixer, or recording device. Please note that your microphone does not require phantom power and will not be effected in any way by phantom power should it be running simultaneously when the microphone is in operation. Avoid plugging or unplugging the microphone from the PA system unless the channel is muted or the volume of the system turned down. Failure to do so may result in a loud "popping" noise which could seriously damage the speakers in the PA system.

USER TIPS:

The i5 has a tight (cardioid) pick-up pattern in order to help eliminate sound from other instruments on stage from "bleeding" into the microphone. For this reason, it the i5 is exceptionally effective for drums and percussion in be able to capture the sound of each component of the kit.

**Snare:** Start with the i5 about 2 inches above the head and aimed towards the center of the drum. For more "rim" effect, the i5 can be aimed less towards the center and more towards the rim. It is not uncommon for engineers to place the mic practically right on the drum head to achieve a very tight, cracking sound.

**Toms, congas:** Similar to snare. For tighter sound and more attack place, the mic closer to the head. For more decay and overtones pull the mic further away from the head.

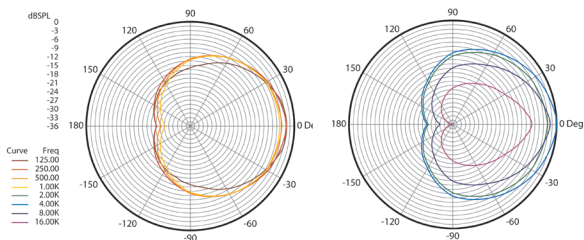
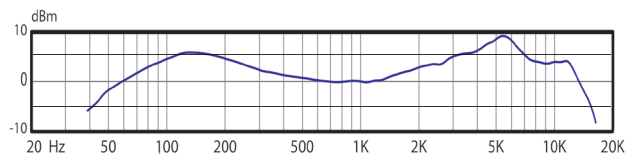
**Guitar cabs:** The i5 can be placed within 1-2 inches of the grill cover at a 90 degree angle pointing directly into the speaker. If the mic is placed closer to the edge of the speaker, you will minimize the higher frequencies and get a warmer, fatter tone. To capture more highs, move the mic closer towards the center of the speaker, but avoid the middle of the speaker.

**Horns:** Place the mic within 1-3 inches of the bell, especially when on a stage with drums, bass, guitar, etc. For jazz, classical, and music where the stage volume is lower, the mic can be placed further away for a richer, fuller, sound.

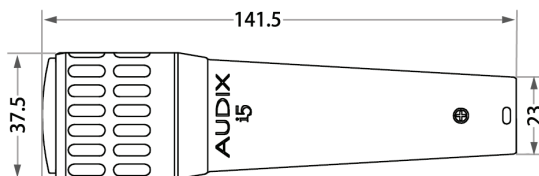
Allow a distance of 2-3 feet between microphones to avoid phase cancellation issues.

\*Further miking techniques may be found on our website at www.audixusa.com

FREQUENCY / POLARS:



DIMENSIONS (mm):



\*\*\*All specifications subject to change without notice.

SERVICE AND WARRANTY:

This microphone is under warranty for a period of 5 years from any and all manufacturing defects. Should your microphone fail in any way, please contact the Audix Service department at 503-682-6933. A Return Authorization number is required before returning any products.

CARE AND MAINTENANCE:

The i5 is manufactured to exacting specs with roadworthy construction. However, the capsule is highly sensitive and should be handled with care. Avoid extreme temperatures and be sure to store your microphone in the pouch provided when not in use. Moisture of any kind can adversely affect the sound and performance of your microphone.



www.audixusa.com  
503-682-6933 Fax: 503-682-7114  
Audix Corporation 9400 SW Barber St. Wilsonville, OR 97070



LIT15T 1.1

AUDIX WARRANTY REGISTRATION FORM

Name: \_\_\_\_\_ Model: \_\_\_\_\_  
 Company: \_\_\_\_\_ Serial Number: \_\_\_\_\_  
 Address: \_\_\_\_\_ Store: \_\_\_\_\_  
 City: \_\_\_\_\_ Store Location: \_\_\_\_\_  
 Prov./State: \_\_\_\_\_ Zip: \_\_\_\_\_ Purchase Date: \_\_\_\_\_  
 Phone: ( ) \_\_\_\_\_ Signature: \_\_\_\_\_  
 Email: \_\_\_\_\_ Date: \_\_\_\_\_

Please Check all that apply:

Male  Female

Age:

- 18 or Under
- 19-25
- 26-35
- 36-45
- 46-55
- 55 +

Occupation:

- Musician
- Producer
- Sound Eng.
- Radio/TV
- Production
- Other \_\_\_\_\_

Primary Instruments:

- Vocal
- Guitar / Bass
- Drums
- Keyboard
- Brass
- Woodwinds
- Strings
- Other \_\_\_\_\_

Product to be used for:

- Pro live sound
- Pro recording
- Home recording
- Rehearsal
- Installation
- School
- House of Worship
- Other \_\_\_\_\_

How did you hear about Audix?

- Magazine Ad
- On-line Store
- Salesman
- Online Ad
- Friend
- Other \_\_\_\_\_

Do you own other Audix Products?  Yes  No

Model(s) \_\_\_\_\_

Have you visited the Audix website?  Yes  No

Please register your product online at www.audixusa.com or mail this form to:  
Audix Microphones P.O. Box 4010 Wilsonville, OR 97070